



112

### Community members participated in Age-Friendly Louisville Domain Workshops



We heard from the following zip codes:

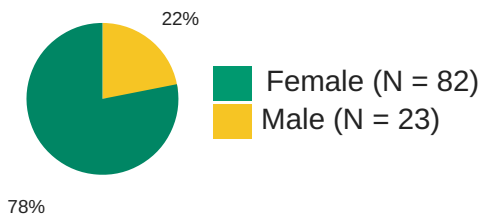
40031	40056	40059	40203	40204*
40205*	40206*	40207*	40208	40209
40210	40211	40212	40213	40214
40216	40217	40218	40219	40220*
40222	40223*	40228	40229	40241
40242*	40243	40245	40258	40272
40291*	40299	42701	47129	

\*Zip Codes in orange indicate five or more community members participated.

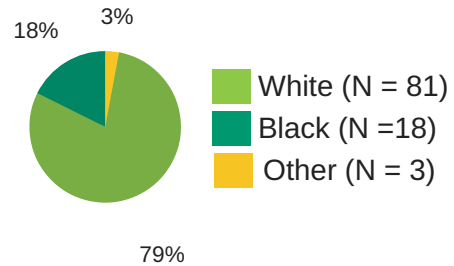


### Community Member Demographics

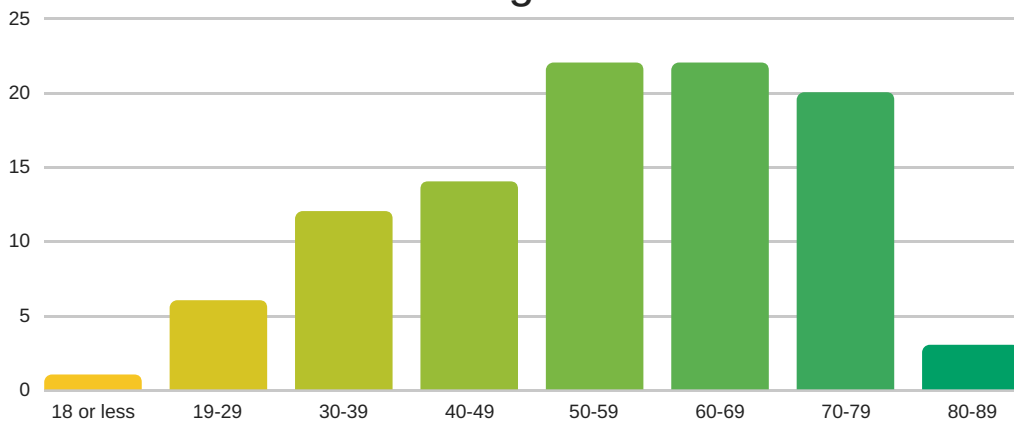
Gender



Race



Age





## COMMUNITY MEMBER INSIGHTS

95% **AGREE**

it is important to include persons of all ages in community planning efforts;  
their primary community is Louisville

63% **BELIEVE**

their community is well equipped for them to remain in Louisville  
their community promotes an age-friendly community;  
their community values their contributions;

89%

feel like they contribute to their  
community in a meaningful way.

46%

feel like they have a voice in  
community planning efforts.



## COMMUNITY MEMBER FEEDBACK

100%

liked the informal structure and small group approach;  
were interested in listening to others' ideas;  
noticed connections among the ideas;  
found the focus groups informative

92%

felt comfortable to share their thoughts and ideas

87%

shared their ideas and were surprised by ideas shared



**1**

**HOUSING**

**7**

My community has sufficient, affordable housing available in areas that are safe and close to services.	<b>3.4</b>
My community has home modification providers who understand the needs of older people.	<b>4.2</b>
My community has sufficient and affordable housing for frail and disabled older persons.	<b>3.4</b>

**2**

**RESPECT AND SOCIAL INCLUSION**

**7**

My community has a wide variety of activities offered to a diverse population of older adults.	<b>4.3</b>
There is consistent outreach to include people at risk of social isolation in my community's activities.	<b>3.8</b>
Community-wide settings, activities and events attract all generations by accommodating age-specific needs.	<b>4.5</b>

**3**

**TRANSPORTATION**

**7**

My community's public transportation is reliable and frequent.	<b>3.8</b>
Specialized transportation is available for disabled persons in my community.	<b>4.9</b>
Voluntary transport services are available in my community.	<b>4.3</b>

**4**

**HEALTH AND SOCIAL SERVICES**

**7**

My community has an adequate range of health and community support services that promote, maintain, and restore health.	<b>4.8</b>
My community has health and social services that are conveniently located and accessible by all means of transport.	<b>4.3</b>
Community emergency planning takes into account the vulnerabilities and capacities of older people.	<b>4.7</b>